

OPERATING INSTRUCTION

1. MAINTENANCE INSTRUCTIONS

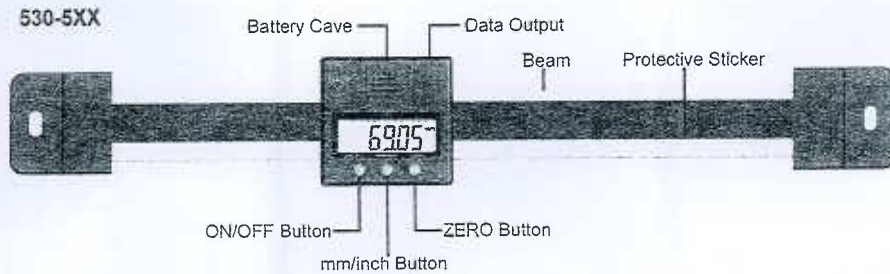
- Before using the Height Gauge, clean the surface of the protective sticker with dry and clean cloth (or soaked with cleaning oil).
- Operating Conditions: Operation Temperature: 5°C~40°C, Relative Humidity: Up to 80% non-condensing.
- Prevent any hydrous liquid from the protective sticker.
- Never apply voltage (e.g. engraving with an electric pen) on any part of the Scale Units for fear of damaging the circuit.

2. TECHNICAL SPECIFICATIONS

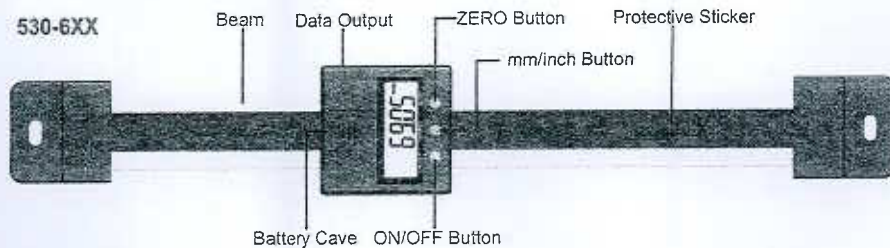
- Resolution: 0.01mm/0.0005"
- Repeatability: 0.01mm/0.0005"
- Maximum response speed: 1.5m/s
- Power: One 1.5V battery.

3. NOMENCLATURE

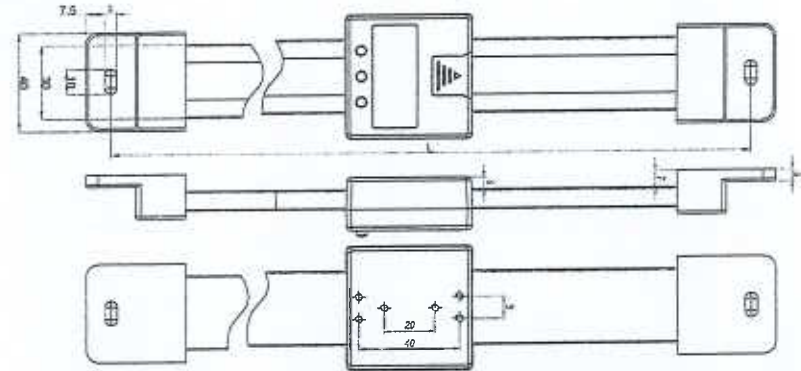
a) Digital Horizontal Scale Units



b) Digital Vertical Scale Units



SIZE:



Order No	Range	Accuracy	L(mm)	
530-501	530-601	0~150mm/6"	±0.04mm	280
530-502	530-602	0~200mm/8"	±0.04mm	330
530-503	530-603	0~300mm/12"	±0.04mm	430
530-504	530-604	0~400mm/16"	±0.04mm	530
530-505	530-605	0~500mm/20"	±0.04mm	630
530-506	530-606	0~600mm/24"	±0.06mm	730
530-508	530-608	0~800mm/32"	±0.07mm	930
530-510	530-610	0~999mm/39"	±0.08mm	1130

4. BUTTON FUNCTIONS

- mm/in: metric/inch system interchange button.
- ZERO: zero setting
- OFF/ON: ON/OFF button

5. BATTERY REPLACEMENT

The digits twinkling shows the battery voltage is too low, it needs to replace with a new one

